

# A Guide for First Grade Parents



St. Ursula School  
8900 Harford Road  
Baltimore, MD 21234  
Phone (410)-665-3533  
[www.stursula.org](http://www.stursula.org)

**Congratulations on  
completing Kindergarten!  
We are looking forward to  
seeing you in the Fall!**

## General Supplies Needed

**Put your child's name on  
everything.**

- ~Buy a large roll of **clear** contact paper **over the summer**
- ~All school workbooks , notebook & folders sent home need to be covered with clear contact paper by the 2nd Monday of school
- ~6 **sharpened** regular no. 2 pencils ready for use on the 1st day
- ~1 **soft** zippered pencil case to fit all supplies
  - ~1 pair of scissors
  - ~2 glue sticks
  - ~2 pack of 16 crayons
- ~ 4 Expo White Board markers with child's name ( any color)
- ~1 ream of "8 1/2 x11" white paper
  - ~1 box of 250 tissues
  - ~1 container Clorox wipes
  - ~1 yellow plastic clip folder
  - ~1 blue plastic clip folder
  - ~1 red two pocket plastic folder
- ~Foldable placemat or cloth napkin to be kept in the lunchbox
  - ~Hand sanitizer for lunchbox
  - ~1 set of headphones labeled with name in an appropriate sized Ziploc bag (We have Chromebook 2, 3.5 mm)
    - ~addition and subtraction flash cards for facts through 10 or 12
  - ~ Chromebook case w/handle
- ~ **No** mechanical pencils, rulers, colored pencils, or pencil sharpeners

**Congratulations on completing  
Kindergarten! We are looking  
forward to seeing you in the Fall!**

## Reminders:

Students should read 10 books with an adult. Be sure to fill out the reading log to be turned in the first day of school. This is a great way to retain what was learned in kindergarten. Setting aside a daily special time to encourage learning will help prepare your child for first grade.

We love meeting parents at the Back-to School Meeting, so please make plans to attend. It is a wonderful way to begin the school year. We will provide you with important information about life in first grade. Check the SUS website for the date and time.

Return all completed work and the reading log on the first day of first grade in order to receive credit for your work.



# Welcome to 1<sup>st</sup> Grade

First grade is an exciting time because the children learn and grow so much. We love to watch them grow. To help ease the transition into first grade, we strongly recommend reviewing all skills mastered in kindergarten. **Please see Summer Work email for additional required summer work.**

~ Reading words from the  
**Kindergarten Sight Words List**

~Reading words from the  
**Decodable Words list**

~Identifying all letters in and out of sequence, and recognize the consonant sounds and short vowel sounds.

~Writing neatly the uppercase and lowercase letters both in and out of sequence.

~Spelling and neatly writing your first and last name without copying.

~Following a sequence of three oral directions.

~Cutting accurately

~Use manners appropriately.

~Sitting quietly and listening without interrupting for ten minutes.

~Coloring within boundaries.

~Playing board games with your child.

~**Tying shoelaces**, buckling, buttoning, and zipping.

~Please check our website.

## Math Review

~Identify and write numerals 0 to 30

~Use fingers to show random groups of 8, 5, 7, 2, 9, 10, 1, 4, 9, 3, 6

~Recognize groups of objects up to 5 without counting. (Hold up fingers.)

~Identify dots on a ten frame

~Count to 30

~Count back form 15

~Recognize a penny, a nickel, and a dime as well as their value.

~Name and extend a pattern of 3 or 4 items

~Identify basic shapes - triangle, circle, square, rectangle

## Open the World of Reading to Your Child

It is very important to expose your child to books. Try to read to your child regularly and have your child follow along as you read. When your child knows the words have your child read with you. Here are a few things you can do while you are reading.

~Prior to reading, have your child tell the story from the pictures/photos.

~Ask questions about the story as you read. Have your child answer in complete sentences.

~Help your child make predictions.

~Have your child change the ending of the story.

~Ask your child to retell the story in his/her own words.

Happy reading!


The First Grade Teachers




Summer Break  
Review Packet  
Completed By:

-----

Due by: -----



**Student Name:** \_\_\_\_\_



# **ELA Skills to Review this Summer**

**Dear Families,**

**Summer is a time to relax and enjoy time with family. It is also a time when many students lose important skills. This packet has a review of math and ELA skills to review this summer so that your student is ready for firstgrade. In addition, please review the highlighted skills below.**


## **ELA Skills**

**Counting syllables,  
sentence structure (capitalization  
punctuation)  
story retelling  
finding the main idea,  
vowel sounds and rules  
sight words  
nouns, verbs  
word endings**

**Please remember to read each and every day! Have a wonderful summer!**

**Sincerely,**

**Student Name:**.....



# **Math Skills to Review this Summer**

**Dear Families,**

**Summer is a time to relax and enjoy time with family. It is also a time when many students lose important skills. This packet has a review of math and ELA skills to review this summer so that your student is ready for first grade. In addition, please review the highlighted skills below.**

## **Math Skills**

**Counting to 120 by 1 s, 10 s, 5 s, 2 s**

**Addition to 10**

**Subtraction to 10**

**Making 10**

**Number words to 20**

**tally marks**

**Place value practice**

**solving simple story problems**

**Have a wonderful summer!**

**Sincerely,**

First and Last name!

I can write my name with a...



pencil



crayon




marker




fancy pen

W



Name: .....



Date:

Write the letters neatly:

A

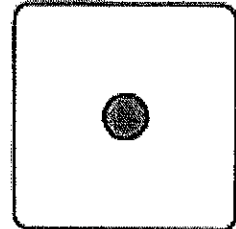
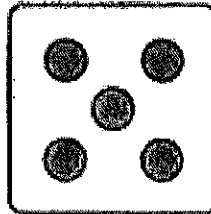


a

Sight Word Practice

at

be

Count how many:




Solve:

2+1=


3+1=

4+1=

5+1=



Name: .....



Date:

Write the letters neatly:

B

b

Sight Word Practice

and

I

Write numbers 1-10.



Solve:

$1+1 =$


$3+0 =$

$4+1 =$

$6+1 =$



Name: .....



Date:

Write the letters neatly:

C

c

Sight Word Practice

the

to

Count by 2s to 20.


2				

Circle the greater number:


2 or 5

10 or 1

6 or 1



Name: \_\_\_\_\_



Date: \_\_\_\_\_

**Write the letters neatly:**

D

d

**Sight Word Practice**

of

on

**Count by 10 to 100**


10				
				100

**Circle the greater number:**


5 or 7

10 or 9

7 or 8



Name: .....



Date:

Write the letters neatly:

E

e

Sight Word Practice

with

you


Write Numbers 1-5


Write the number:


ten: .....

zero: .....

three: .....



Name: .....



Date:

Write the letters neatly:

E

e

Sight Word Practice

with

you


Write Numbers 1-15


Write the number:


one:....

four:....

five:....



Name: .....



Date:

Write the letters neatly:

F

f

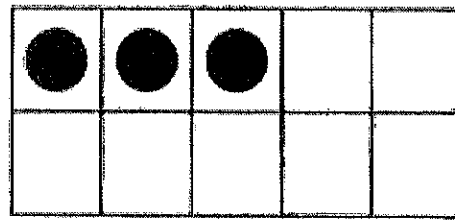

Sight Word Practice

for

he


Fill in the missing numbers:

1 .. 3 .. 5 .. 7 .. 9 ..




9 and .... make 10

3 and .... make 10



Name: \_\_\_\_\_



Date: \_\_\_\_\_

Write the letters neatly:

G


g

Sight Word Practice

June

July

Count and color:  
Color 4 ladybugs




●	●	●	●	●
●	●	●		


●	●	●	●	

8 and \_\_\_\_ make 10

4 and \_\_\_\_ make 10



Name: .....



Date:

Write the letters neatly:

H

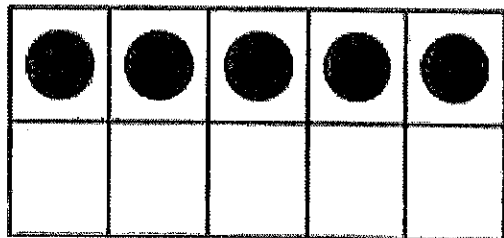


h

Sight Word Practice

look


play

Count and color:  
Color 6 ladybugs




10 and .... make 10

5 and .... make 10



Name: .....



Date:

Write the letters neatly:

I

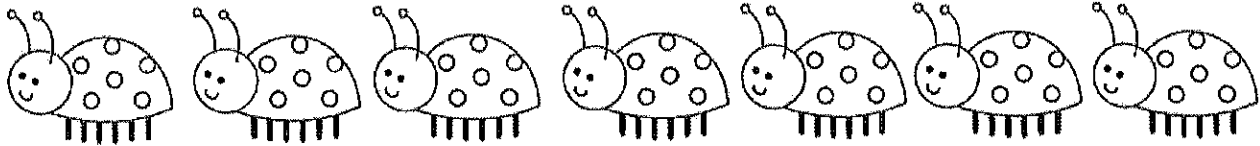
i

Sight Word Practice

she


see

Count and color:  
Color 7 ladybugs




tallies

tallies



Name: .....



Date:

Write the letters neatly:

J


j

Sight Word Practice


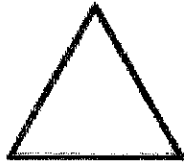

we


go

Draw and color:  
8 red flowers




Complete the pattern:





Name: .....



Date:

Write the letters neatly:

K


k

Sight Word Practice




He


they

Draw and color:  
5 yellow butterflies




Complete the pattern:



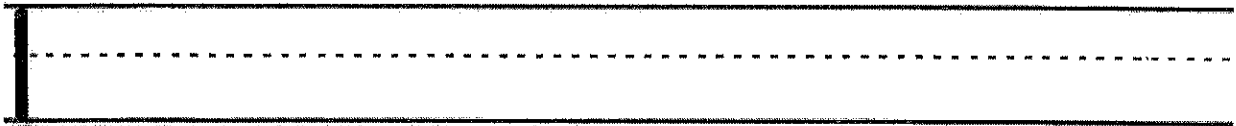



Name: \_\_\_\_\_



Date: \_\_\_\_\_

**Write the letters neatly:**




**Sight Word Practice**

here

said

**Draw and color:  
13 blue circles**




**Name the shapes:**


circle  
rectangle



\_\_\_\_\_



\_\_\_\_\_



Name: \_\_\_\_\_



Date: \_\_\_\_\_

**Write the letters neatly:**

M


m

**Sight Word Practice**

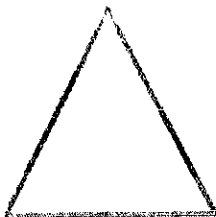
my

where

**Draw and color:  
11 orange triangles**



**Name the shapes:**




\_\_\_\_\_




Triangle  
square

\_\_\_\_\_



Name: .....



Date:

Write the letters neatly:

N


n

Sight Word Practice

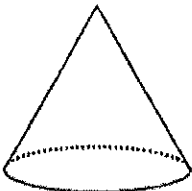
have

has

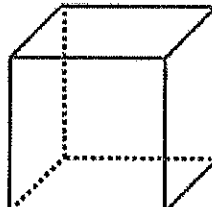
Draw and color:  
20 red butterflies



Name the shapes:




\_\_\_\_\_




Cube  
cone

\_\_\_\_\_



Name: \_\_\_\_\_







Date: \_\_\_\_\_

Write the letters neatly:


O

O

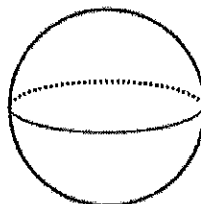

Color the words that begin with Oo



Draw and color:  
9 cookies




Name the shapes:




Cylinder  
sphere

\_\_\_\_\_

\_\_\_\_\_



Name: \_\_\_\_\_






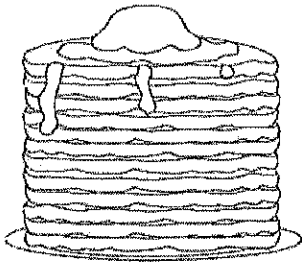
Date: \_\_\_\_\_

Write the letters neatly:

P

p

Color the words that begin with Pp



Making 10

7 and ... make 10.

2 and ... make 10


5 and ... make 10.




\_\_\_\_\_



\_\_\_\_\_



Name: \_\_\_\_\_




Date: \_\_\_\_\_

Write the letters neatly:

Q

q

Write the word and count the syllables:



\_\_\_\_\_

Syllables:

Making 10

9 and ... make 10.


4 and ... make 10

10 and ... make 10.




\_\_\_\_\_





Name: \_\_\_\_\_




Date: \_\_\_\_\_

Write the letters neatly:

R

r

Write the word and count the syllables:



\_\_\_\_\_

Syllables:

Making 10

7 and ... make 10.

2 and .... make 10


5 and ... make 10.




\_\_\_\_\_



\_\_\_\_\_



Name: .....





Date:

Write the letters neatly:

S

S

Write and draw 3 words that rhyme with cat:



\_\_\_\_\_

\_\_\_\_\_

\_\_\_\_\_

Solving story problems:

Kyle has 5 cookies. Her sister gives her 2 more.  
How many cookies does Kyla have now?

Kyla has \_\_\_\_ cookies.


Solve:

$10-2= \text{---}$


$6-4= \text{---}$

$4-2= \text{---}$

$6-6= \text{---}$



Name: .....




Date:

Write the letters neatly:

I

i

Write and draw 3 words that rhyme with hug



\_\_\_\_\_

\_\_\_\_\_

\_\_\_\_\_

Solving story problems:

Reina had 10 books. She gave 4 to Ali. How many books are left?


Reina has .... books left

Is the number odd or even?


6: .....

8: .....

11: .....



Name: \_\_\_\_\_



Date: \_\_\_\_\_

Write the letters neatly:

u

u

Write and draw 3 words that rhyme  
with had



\_\_\_\_\_

\_\_\_\_\_

\_\_\_\_\_

What is 1 more than:

8: \_\_\_\_\_

17: \_\_\_\_\_


19: \_\_\_\_\_

Solve:


$10-8= \_ \_$

$10-5= \_ \_ \_$

$10-7= \_ \_ \_$



Name: .....



Date:


Write the letters neatly:

V

v

Copy the sentence and draw a picture.

The cat is sleeping.



What is 1 more than:

10: .....

18: .....


20: .....

Solve:


$8-8= \dots$

$5-5= \dots$

$7-7= \dots$



Name: .....



Date:


Write the letters neatly:

W

W

Copy the sentence and draw a picture.

My house is blue.



What is 1 more than:

12: .....

19: .....


25: .....

Solve:


$10-8= \dots$

$7-5= \dots$

$11-7= \dots$



Name: .....



Date:


Write the letters neatly:

X

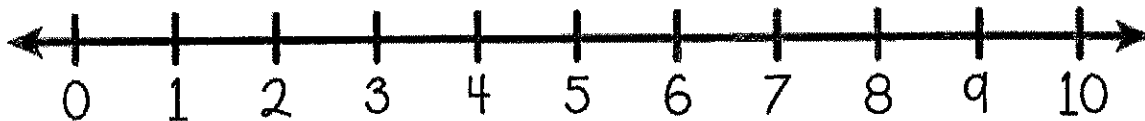
X

Copy the sentence and draw a picture.

My hat is red.



Use the number line to solve:



$9-8= \dots$


$5-5= \dots$

$2-2= \dots$


$2+2= \dots$

$4+5= \dots$

$3+2= \dots$



Name: .....



Date:


Write the letters neatly:

Y

y

Copy the sentence and draw a picture.

It is raining outside.



What is 1 less than:

10: .....

1: .....


3: .....

Solve:


$8-8= \_ \_$

$6-5= \_ \_ \_$

$3-2= \_ \_ \_$



Name: .....



Date:


Write the letters neatly:

Z

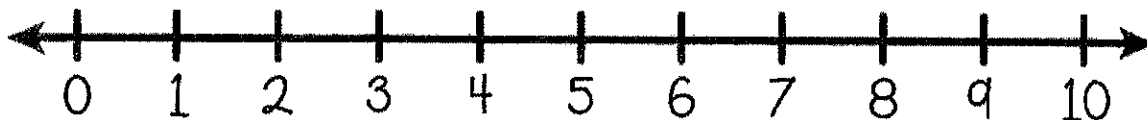
Z

Copy the sentence and draw a picture.

The umbrella is green.



Use the number line to solve:



$10 - 8 = \dots$

$9 - 5 = \dots$

$4 - 2 = \dots$


$1 + 2 = \dots$

$5 + 5 = \dots$

$6 + 2 = \dots$

# Summer Reading Log

Name



Date

Title and Author

Rate Your Book

Date	Title and Author	Rate Your Book
		★ ★ ★ ★
		★ ★ ★ ★
		★ ★ ★ ★
		★ ★ ★ ★
		★ ★ ★ ★
		★ ★ ★ ★
		★ ★ ★ ★
		★ ★ ★ ★
		★ ★ ★ ★
		★ ★ ★ ★
		★ ★ ★ ★

Date \_\_\_\_\_

©2004 Sarah Griffin

## 10 Activities to Practice Sight Words at Home:

**Popsicle Sticks** - Write the sight words on popsicle sticks. Write "DYNAMITE" on a couple sticks. Put them in a jar. Pull them out one-by-one, read the word. If you pull dynamite, you have to put them all back in the jar.

**Magnetic Letters** - use magnetic letters to build the words

**Sight Word Hunt** - search for & read sight words hung around the house.

**Sight Word War** - Playing with a partner, use 2 stacks of sight word cards, each player flips over a card. Whoever reads the word first keeps the cards. Person with most cards wins!

**Shaving Cream** - Write the words in a dab of shaving cream on the table.


**Legos** - Use dry erase markers to write sight words on the side of legos, and place them in a pile. Call out a word, have your child find the lego with that word, and add to the tower.

**Flashlight Tag** with sight words on the wall

**Sight Word Tallies** - Write 5 sight words on a piece of paper. Search through books and magazines, and put tally marks next to the words as you find the words.

**Playdoh** - Use playdoh to form the letters and build the sight words.

**Flashcards** - Write the words on index cards, review 5-10 a night.



## Journeys Kindergarten Sight Word List

### Unit 1

I  
like  
the  
and

### Unit 2

see  
we  
a  
to

### Unit 3

come  
me  
with  
my  
you  
what  
are  
now

### Unit 4

is  
of  
so  
how  
where  
many  
find  
from  
but  
this  
came  
on  
will  
into  
your  
be  
that  
who  
go  
here  
soon  
for  
they  
up

### Unit 5

make  
them  
give  
play  
say  
new  
said  
was  
then  
good  
ate  
could  
she  
over  
her  
all  
when  
some  
he  
away  
must  
no  
by  
there

### Unit 6

do  
went  
only  
down  
little  
just  
have  
one  
every  
help  
ask  
walk  
look  
very  
their  
out  
saw  
put  
off  
our  
day  
take  
too  
show

## Decodable Words Summer Review

### Short /a/ Word Families

ad	ad	ag	am	am	an	an
bad	mad	bag	am	Sam	an	Jan
Dad	pad	rag	ham	Tam	can	man
had	sad	tag	jam	yam	Dan	pan
lad		wag	Pam		fan	ran
		zag				

ap	ap	at	at	ack	ack	ax
cap	nap	at	Nat	back	sack	ax
gap	sap	bat	pat	Jack	tack	Max
lap	tap	cat	rat	Mack	Zack	wax
map		hat	sat	pack		
		mat		rack		

### Short /e/ Word Families

eb	ed	eg	et	et	en	en
Deb	bed	beg	bet	pet	Ben	Ken
web	fed	leg	get	set	den	men
Zeb	Ned	Meg	jet	vet	hen	pen
	red	peg	let	wet	Jan	ten
	Ted		met	yet		
	wed		net			

Short /i/ Word Families

ig	it	it	in	ip	ip
big	bit	lit	bin	dip	sip
dig	fit	pit	fin	hip	tip
jig	hit	quit	in	lip	zip
pig	it	sit	Min	rip	
wig	kit		tin		
zig			win		

ick	ick	ix	im	im	id	id
kick	pick	fix	din	Kim	bid	lid
lick	quick	mix	him	rim	did	Sid
Mick	sick	six	Jim	Tim	hid	
	tick				kid	

Short /o/ Word Families

op	ox	ock	og
cop	box	dock	bog
hop	fox	lock	dog
mop	ox	rock	fog
pop		sock	hog
top		tock	jog
			log

ot	ot	od	om	ob	on
cot	jot	nod	Dom	Bob	Don
dot	lot	pod	Mom	Job	on
got	not	rod	Tom	sob	Ron
hot	pot				
jot	rot				
lot	tot				

**Short /u/ Word Families**

up	ub	ud	ut
eup	eub	bud	cut
pup	rub	mud	hut
up	sub	sud	nut
	tub		rut

ug	ug	uck	un	um
bug	Rug	duck	bun	gum
dug	rug	luck	fun	hum
hug	tug	muck	run	yum
jug		puck	sun	
mug		tuck		
		yuck		